

How To Pre-Authorize a Donation To St. George's (ANiC)

After you land on the Canada Helps page for the ANGLICAN NETWORK IN CANADA (ANiC), choose "Donate Monthly" to proceed setting up pre-authorized donations to St. George's.

Next step on the following page: select how you want to donate to St. George's.

Choose how much you want to give, the donation frequency, when you want it to start and end.
IMPORTANT: In order for the donation to make it to St. George's, the Instructions must include MILTON PROJECT.
This is so ANiC can identify a fund to apply the donation

CanadaHelps - Donation Details - Windows Internet Explorer

https://www.canadahelps.org/DonationDetails.aspx?ty

File Edit View Favorites Tools Help

★ Favorites Zimbra PeaceWorks United ITWorks D-LINK System Login Kitchener-Waterloo Meda OWA

CanadaHelps - Donation Details

Anglican Network in Canada ANGLICAN NETWORK IN CANADA
BN : 861091981RR0001

Donation Amount \$:

Donation Frequency: One-time donation
 Repeating donation, deducted monthly from my credit card

START DATE: END DATE: After times
 End By:

Date Format: dd/mm/yyyy Date Format: dd/mm/yyyy

Message/instructions for ANGLICAN NETWORK IN CANADA : **MILTON PROJECT**

You have 241 characters left. (Maximum characters: 255)

Dedications and Would you like to dedicate this donation?

VeriSign Secured

Internet | Protected Mode: Off 85%

Your charity has chosen CanadaHelps.org to process its online donations. CanadaHelps is fast, safe, and secure for you, and an economical way for your charity to fundraise online. » [Learn more about CanadaHelps.](#)

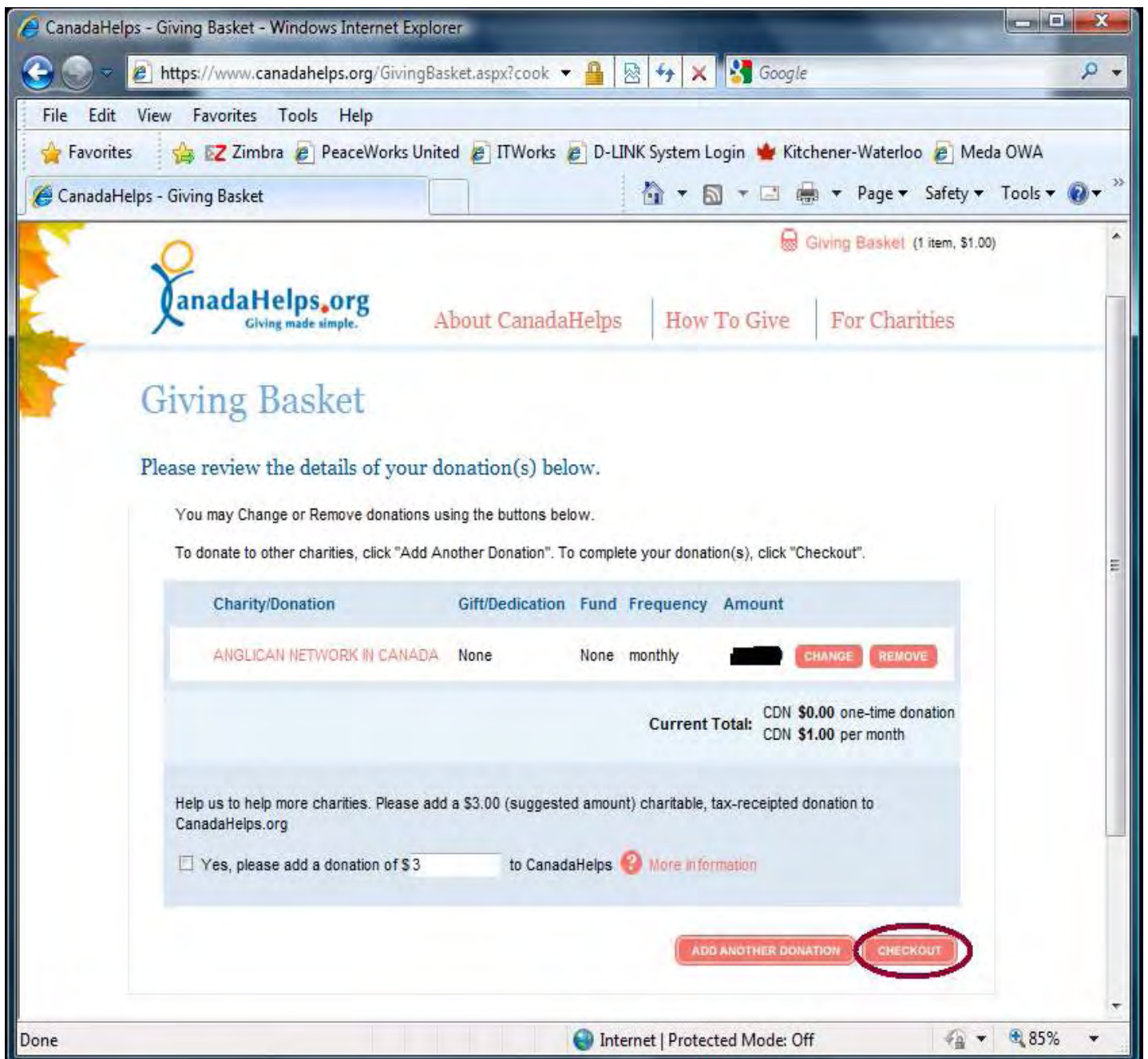
How It Works

- 1 Enter amount, frequency, and any special designations to your donation.
- 2 Add this donation to your checkout Giving Basket.
- 3 Pay for the donation, receive a receipt, and we disburse to your charity.

Give securities: stocks, bonds, & mutual funds to this charity. Click here!

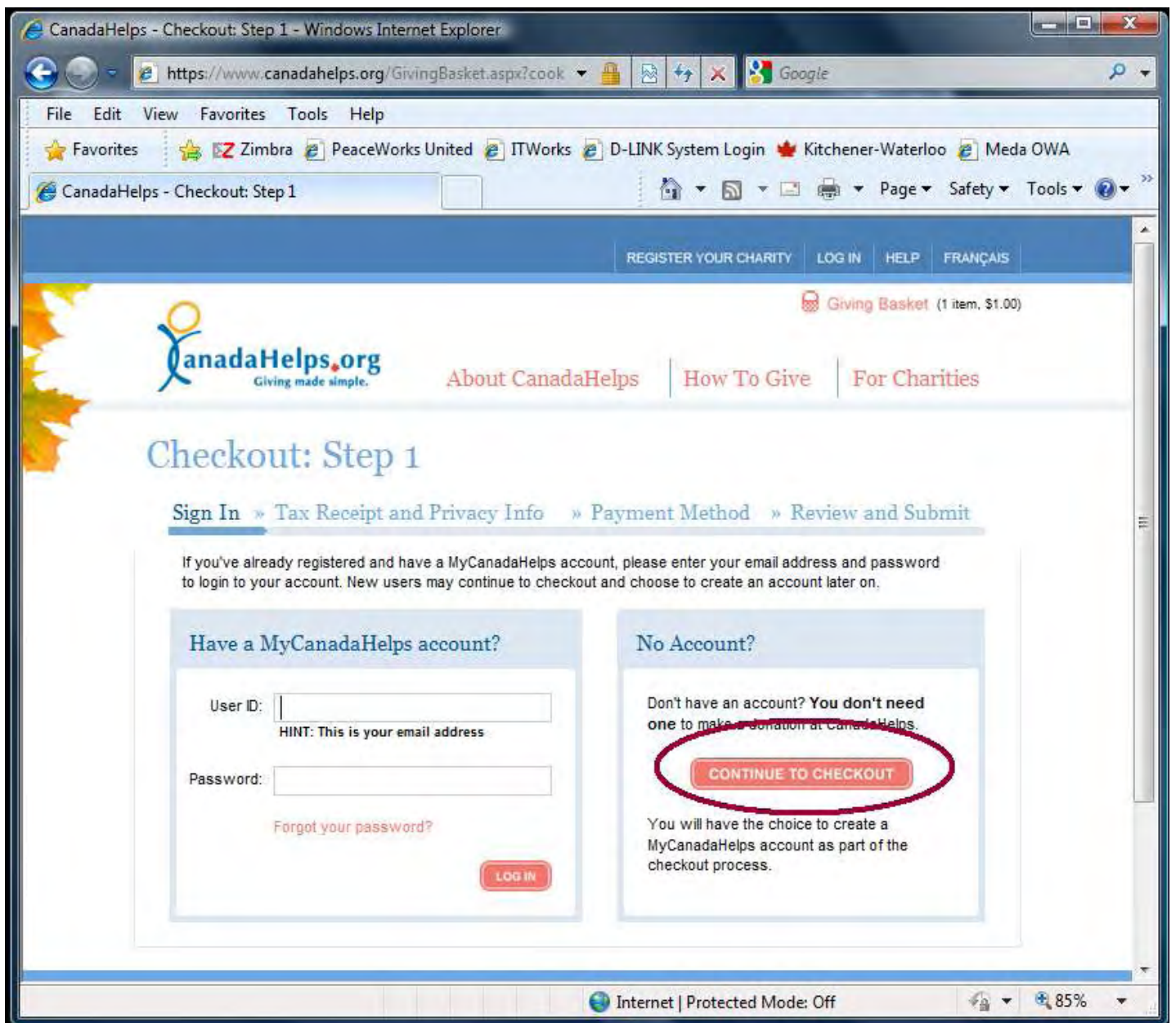
Step 2

You will be asked to confirm the details of your donation. Choose the Checkout Button when you are satisfied all the information is correct.



Step 3

Now the hard part begins if you don't already have an account with Canada Helps. These next steps will walk you through. Choose Continue to Checkout, unless you have an account.



Step 4

The next page has a couple of different sections. The first one is below. Fill out the appropriate information and rest assured that Canada Helps does not share it unless you request it.

Donor Contact and Receipt Information

*DONOR TYPE: Personal Corporate/Group

TITLE: Rev.

*FIRST NAME: ANiC

*LAST NAME: Supporter

COMPANY NAME/GROUP:

*STREET ADDRESS: 1234 North Service Road

STREET ADDRESS 2:

*CITY: Burlington

*COUNTRY: CANADA

*PROVINCE: Ontario

*POSTAL/ZIP CODE: L7R 4M2

*EMAIL: admin@anic.ca

 Why enter my email?

Note here that the checkbox to create an account must be checked unless you are making a one-time donation.

MyCanadaHelps Account

CanadaHelps can store your information in a MyCanadaHelps account. Your email address will become your username. You will choose your password below. Creating an account with CanadaHelps allows you to:

- store your donation receipts and giving history online
- store your personal, privacy and contact preferences (so next time, no need to re-enter!)
- store and encrypt your payment details
- create a "favourite charities" list and more!

Yes, I would like to create an account with CanadaHelps

PASSWORD:

CONFIRM PASSWORD:

Your password must be at least 5 characters long. Choose something easy to remember, but preferably with a combination of letters and numbers.

This is where you set how you want your personal information to be shared with ANiC.

Privacy Preferences

PRIVACY PERMISSIONS: CanadaHelps releases your information to the charity(ies) you donate to, but only with your explicit permission. Please state your privacy choice for the donation(s) you are making now. Note that choosing anonymity means that your charity(ies) will not be given your personal details, and will not be able to contact you. Please consider your privacy choice carefully.

- Provide my name, address and email address to the charity(ies) I am donating to
- Provide my name and mailing address only
- Provide my name and email address only
- Provide my name only
- Anonymous donation: do not provide any of my personal or contact information to charity(ies) I am donating to

 What information does CanadaHelps provide to the charities I donate to?

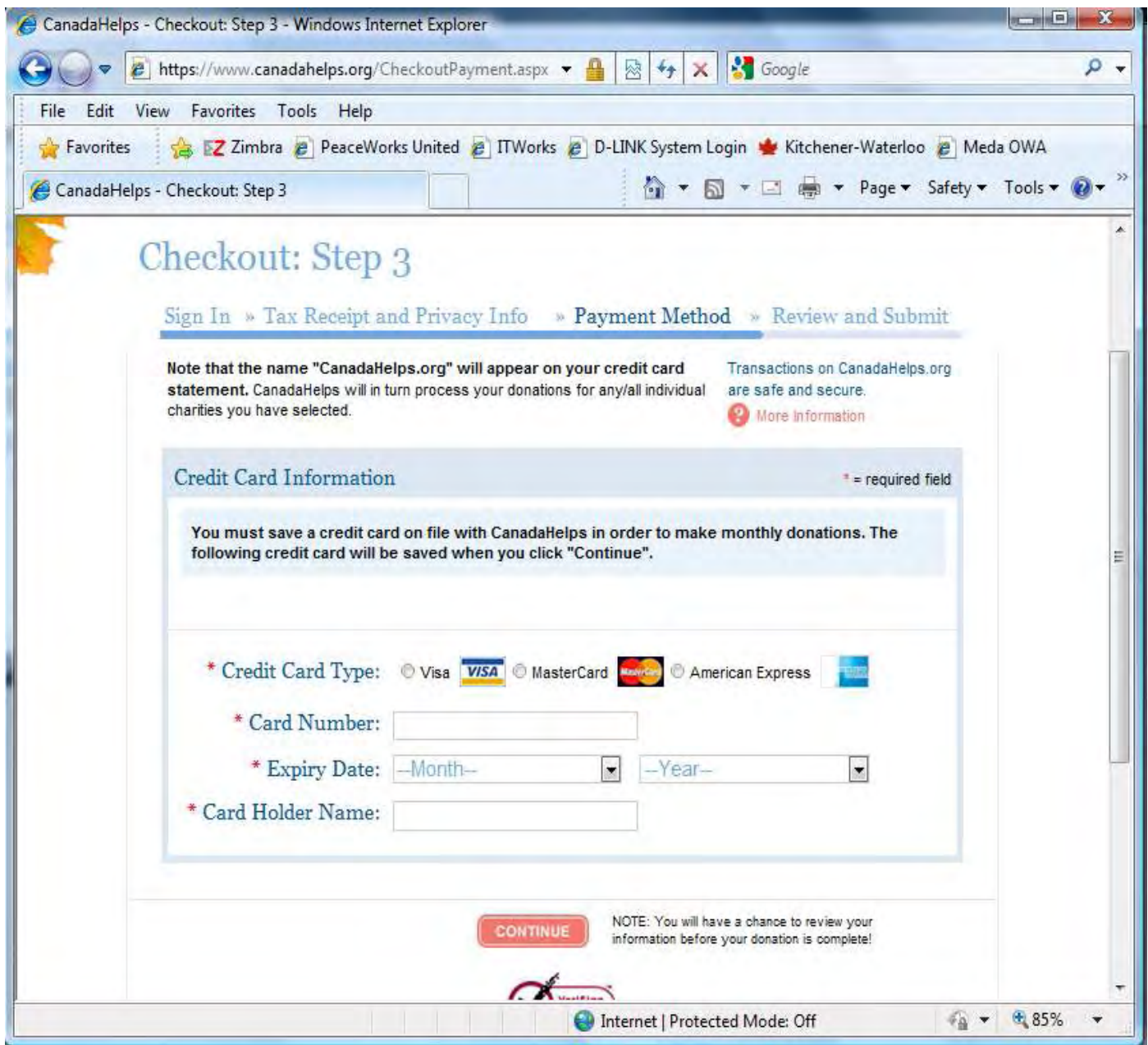
CHARITY CONTACT PREFERENCE: CanadaHelps cannot control how often a charity contacts its donors. However we can pass on your request about how you would like to be contacted. Please indicate your contact preference:

- Never: please request that the charities I donate to do not contact me
- Annually
- Quarterly
- At the charity's discretion

 Will charities contact me?

Step 5

Put in your credit card information. Your new Canada Helps Account will house this number securely and it will be used for the regular transactions you have just authorized. Please note that you can log into your account at any time and cease donations. **YOU ARE IN COMPLETE CONTROL OF THIS TRANSACTION!**



After this there is nothing but the confirmations.

Thank you for your gifts!